

Fully-Convolutional Intensive Feature Flow Neural Network for Text Recognition

Zhao Zhang^{1,2} and Zemin Tang¹ and Zheng Zhang³ and Yang Wang² and Jie Qin⁴ and Meng Wang²

Abstract. The Deep Convolutional Neural Networks (CNNs) have obtained a great success for pattern recognition, such as recognizing the texts in images. But existing CNNs based frameworks still have several drawbacks: 1) the traditional pooling operation may lose important feature information and is unlearnable; 2) the traditional convolution operation optimizes slowly and the hierarchical features from different layers are not fully utilized. In this work, we address these problems by developing a novel deep network model called Fully-Convolutional Intensive Feature Flow Neural Network (IntensiveNet). Specifically, we design a further dense block called intensive block to extract the feature information, where the original inputs and two dense blocks are connected tightly. To encode data appropriately, we present the concepts of dense fusion block and further dense fusion operations for our new intensive block. By adding short connections to different layers, the feature flow and coupling between layers are enhanced. We also replace the traditional convolution by depthwise separable convolution to make the operation efficient. To prevent important feature information being lost to a certain extent, we use a convolution operation with stride 2 to replace the original pooling operation in the customary transition layers. The recognition results on large-scale Chinese string and MNIST datasets show that our IntensiveNet can deliver enhanced recognition results, compared with other related deep models.

1 INTRODUCTION

Optical character recognition (OCR) [6] is an important topic in the areas of pattern recognition, which aims at recognizing the texts, including characters and numbers, in images [36]. Although OCR has been extensively studied for last decades, recognizing the texts from natural images accurately is still a challenging task due to the complicated background and contents in the images [2][49][50]. In fact, a character/number may have different appearances in different images because of style, font, resolution or illumination changes. In recent years, with the increasing breakthroughs in areas of computer vision [12-14] and deep learning [7-11][46][51], certain advanced end-to-end text recognition frameworks have been developed [24], which includes the complex two-step pipelines. The first step is to detect the regions of texts in images and the second one is to recognize the textual contents of identified regions [24]. Following this pipeline, some deep network models, such as STN-

OCR, are proposed for the text recognition [16]. STN-OCR jointly learns a spatial transformer network [16] to detect text regions in an image, and one text recognition network to recognize the textual contents within identified regions. However, it is not easy to train STN-OCR in practice, and this model cannot fully detect the texts in arbitrary locations in images [24]. Arbitrary orientation network (AON) is recently proposed to recognize the oriented texts arbitrarily and obtain impressing results on irregular and regular texts from images [2]. To be specific, AON presented an arbitrary orientation network to extract the visual features of characters from four directions, employs a filter gate mechanism for feature fusion, and uses an attention-based decoder to generate the character sequences [2]. Recently, a popular framework referred to as Convolutional Recurrent Neural Network (CRNN) [29] has been proposed, which integrates the advantages of Convolutional Neural Networks (CNNs) and Recurrent Neural Networks (RNNs) [18-20]. Although lots of CRNN based deep networks have been derived for text recognition, recent works also reveal that even without the recurrent layers, the reduced models can still obtain promising recognition results with higher efficiency [47]. As such, the framework of CNN + Connectionist Temporal Classification (CTC) [1] is a promising efficient solution. Note that for the original images, CRNN needs to utilize the Connectionist Text Proposal Network (CTPN) [4] to detect the text lines, the outputs of which are the inputs of CRNN.

It is noteworthy to point out that CRNN based frameworks can use the Dense Convolutional Network (DenseNet) [5] as a feature extractor and drop the recurrent layers for efficiency, which forms a new framework termed DenseNet + CTC [48]. But this series of methods still have several disadvantages. First, mainstream CNNs based models usually use pooling as the down-sampling operation to reduce the size of features, but the pooling operation is unlearnable and may be fragile to lose important information. Also, traditional convolution operation also computes slowly, so it should be replaced using a more efficient convolution operation. In addition, although the dense blocks in DenseNet have a good mobility and coupling for internal features, but the dense blocks and transition blocks in DenseNet are simply stacked together. As such, the output features of each dense block are not well exploited, e.g., hierarchical information of different layers are not fully utilized.

In this paper, we therefore propose effective strategies to resolve the aforementioned problems to improve the representation ability and efficiency of deep frameworks for text recognition. The contributions of this paper are summarized as follows:

1. A new framework called Fully-Convolutional Intensive Feature Flow Neural Network (IntensiveNet) is technically derived for recognizing texts in images. To enhance the feature flow and coupling between different levels of layers, we design a new further dense block, termed intensive block, where the input

¹ School of Computer Science and Technology, Soochow University, China, emails: sdtzm2017@hotmail.com, cszzhang@gmail.com

² Key Laboratory of Knowledge Engineering with Big Data (Ministry of Education) & School of Computer and Information, Hefei University of Technology, Hefei, China, email: eric.mengwang@gmail.com

³ Bio-Computing Research Center, Harbin Institute of Technology, Shenzhen 518055, China, email: darrenzz219@gmail.com

⁴ Inception Institute of Artificial Intelligence, Abu Dhabi, UAE, email: jinjiebuua@gmail.com

features and two dense modules are connected tightly. For our intensive block, we present the dense fusion block and further dense fusion operations to enhance the representation learning ability. By adding short connections to different layers, features of different layers can be fully utilized and IntensiveNet can potentially obtain higher performance in feature learning.

2. To potentially prevent important feature information being lost and make the parameters of the whole framework learnable at the same time, we use a convolution operation with stride 2 to replace the pooling operation as down-sampling strategy.
3. To improve the model efficiency, we use the depth-wise separable convolution to replace the standard convolution operation in the intensive block, because the depth-wise separable convolution can deliver comparable results to the standard convolution but using less computational cost.

The paper is outlined as follows. Section 2 introduces the related work. Section 3 presents our IntensiveNet. Section 4 shows the experimental results and analysis. In Section 5, we presents some discussions and remarks. The conclusion is given in Section 6.

2 RELATED WORK

2.1 Dense Convolutional Network (DenseNet)

CNNs obtain enhanced performance if there exists shorter connections between the layers close to input and those close to output [5]. To this end, a new CNN model called DenseNet [5] that connects each layer to other layers using a feed-forward fashion, is derived. Different from traditional models, the feature maps of all preceding layers are used as inputs and its own feature maps [21] are used as inputs into all subsequent layers in DenseNet [5]. Two important modules in DenseNet are dense block and transition layer.

Dense block. Inspired by ResNet that creates short paths between layers, a simple connectivity pattern called Dense block [5] was derived. To ensure maximum information flow between layers, all layers in a dense block are connected directly with each other [5]. To keep the feed-forward nature, each layer obtains additional inputs from all preceding layers and passes on its own features to all subsequent layers [5]. Fig. 1 shows the layout of a 3-layer dense block including an input layer and two convolutional layers, where the convolutional layer includes the functions of Batch Normalization (BN) [22], Rectified Liner Units (ReLU) [23] and Convolution. DenseNet combines the related features by concatenating them.

Transition layer. The concatenation operation used in dense connectivity [5] is not viable as the size of feature-maps changes. An essential part of the convolutional networks is down-sampling layer that changes the size of features [5]. Specifically, DenseNet divides the network into multiple dense blocks to facilitate down-

sampling in the architecture and refers to the layers between dense blocks that include convolution and pooling as the transition layers.

2.2 Depth-wise Separable Convolution

The depth separable convolution is first proposed in MobileNet-V1 [17]. Different from the traditional convolution that considers both channel and region changes at the same time, the deep separable convolution achieves the separation of channel and region separation. Specifically, it divides the convolution operation into two sub-steps, i.e., depth-wise and point-wise processes.

Depth-wise is a process that divides the input features with the form of $N \times H \times W \times C$ into C groups, and then performs 3×3 convolution operation to each group, where N is the number of features, H is the height of features, W is the width of features and C is the number of channels of features. The depth-wise process mainly collects the spatial features from each channel, namely, depth-wise features. The point-wise refers to the process that does 1×1 convolution operation using k filters to the output features from depth-wise process, which collects features of each point, i.e., point-wise features. Fig.2 shows the depth separable convolution in the case of padding “same”, where K denotes the convolution kernel. Note that although the output features of the depth separable convolution has the same size as those of the traditional convolution, it can significantly reduce the amount of parameters and computational cost.

2.3 Convolutional Recurrent Neural Network

CRNN is an end to end framework recognizing the text sequences in scenes [29]. As shown in Fig.3, CRNN has three parts. The first part is a Convolution layer that extracts features from images, the second is a Recurrent Layers that predicts the label distribution of each frame, and the last one is a Transcription layer that can transform the prediction of each frame into the final label sequences.

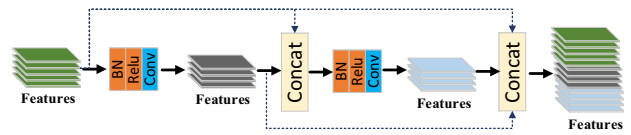


Figure 1. A 3-layer dense block with a growth rate being four.

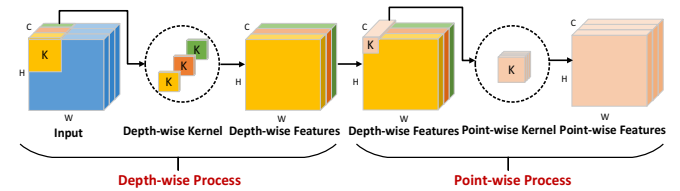


Figure 2. The process of depth separable convolution.

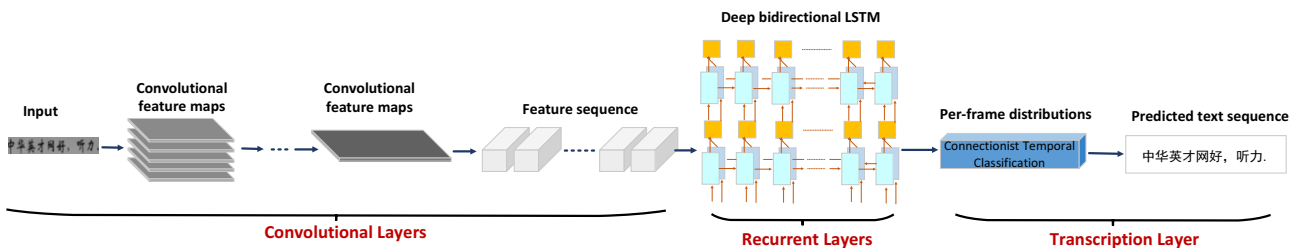


Figure 3. The learning architecture of CRNN for text recognition.

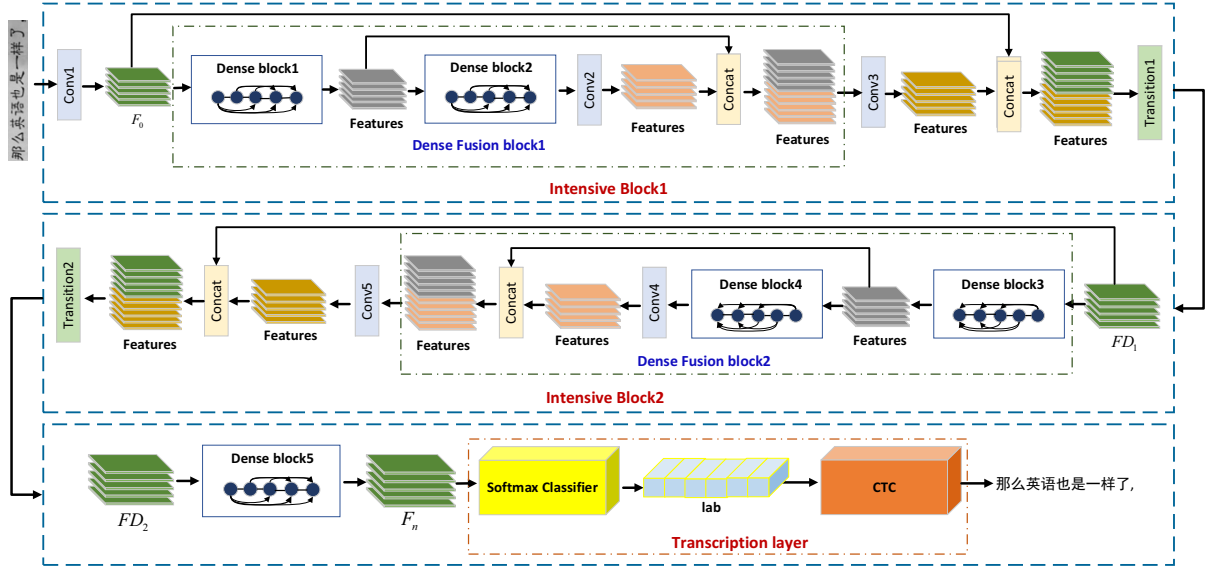


Figure 4. The learning architecture of our proposed framework for text recognition from images.

3 FULLY-CONVOLUTIONAL INTENSIVE FEATURE FLOW NEURAL NETWORK

In this section, we introduce the learning framework of our IntensiveNet. To be specific, we first describe the learning architecture of the whole framework of IntensiveNet, and then detail the proposed intensive block and transcription layer.

3.1 The Whole Framework

The whole architecture of IntensiveNet for the text and handwritten numbers recognition from images is shown in Fig. 4. We can find that our IntensiveNet is a fully-convolutional framework that mainly includes two intensive blocks and a transcription layer (soft-max and CTC). The first convolution operation, namely, Conv1, is used to extract shallow features. Moreover, Conv1 also plays the role of down-sampling when encountering with large-size features. This layer extracts features F_0 from input:

$$\begin{aligned} F_0 &= H_{Conv1}(input) \\ &= H_{BN}(w \cdot H_{RELU}(input) + b), \end{aligned} \quad (1)$$

where $H_{Conv1}(\bullet)$ is the separable convolution operations, $H_{BN}(\bullet)$ is Batch Normalization (BN), w and b are the parameters of weights and bias of convolution operations, $H_{RELU}(\bullet)$ is the Rectified Liner Units (ReLU) operation. All the separable convolution operations in this paper refer to an operation group that consists of ReLU, Depth separable convolution and BN, as shown in Fig. 5. Moreover, recent works find that the operation order of ReLU, convolution and BN may get better results. Thus, we adopt this strategy instead of the original operation order, i.e., BN, ReLU and convolution, in the framework of DenseNet. When features pass through Intensive Block1, we can obtain the high-mobility features FD_1 :

$$FD_1 = H_{FDB1}(F_0), \quad (2)$$

where $H_{FDB1}(\bullet)$ is the function of Intensive Block1. Note that FD_1 contains the final features of Intensive Block1, which goes through the effects of the Dense Fusion block1 and several convolution and concatenating operations. Similarly, FD_1 are then fed into Intensive Block2. We can obtain features FD_2 after the Intensive Block2 as

$$FD_2 = H_{FDB2}(FD_1) = H_{FDB2}(H_{FDB1}(F_0)), \quad (3)$$

where $H_{FDB2}(\bullet)$ is the function of our Intensive Block2. Compared with original dense blocks, our features have better mobility and are more suitable for the feature fusion. More justifications will be provided in the later section. Finally, we use a dense block to extend the depth of our network to enhance the feature representation ability. We can obtain the final features F_n as follows:

$$F_n = H_{dense5}(FD_2), \quad (4)$$

where $H_{dense5}(\bullet)$ is the function of dense block5. The features F_n are then inputted into the soft-max classifier [3]. As such, we can obtain the predicted label lab as follows:

$$lab = \text{soft-max}(F_n) = \sigma(z)_j = e^{z_j} / \sum_{k=1}^K e^{z_k}, \quad s.t. F_n = z, \quad (5)$$

where $\sigma(\bullet)$ is the soft-max function, j is the j -th item in F_n , K is the number of items in F_n . Note that we apply CTC to transform these predictions from classifier into the final label sequence in the problem of OCR. Next, the proposed intensive block will be described.

3.2 Our Intensive Block

We introduce the proposed intensive block. The proposed intensive block can enhance the feature flow and coupling between different layers, and it has two novel contributions, that is, (1) Dense Fusion block; (2) Further Dense Fusion operations.

Dense Fusion block. The Dense Fusion block consists of two dense blocks and a convolution operation. We take the Intensive Block1 as an example. According to Fig.5, F_0 is fed into the first dense block and obtain dense features FD_1 . Similarly, we can extract dense features FD_2 from the second dense block as

$$\begin{aligned} FD_2 &= H_{dense2}(FD_1) \\ &= H_{concat}(FD_1, FD_{11}, FD_{12}, \dots, FD_{1c}) \\ &= [FD_1, H_{conv}(FD_1), H_{conv}(FD_1 + H_{conv}(FD_1)), \dots, \\ &\quad H_{conv}(FD_1 + H_{conv}(FD_1) + \dots + H_{conv}(FD_{1c-1}))], \end{aligned} \quad (6)$$

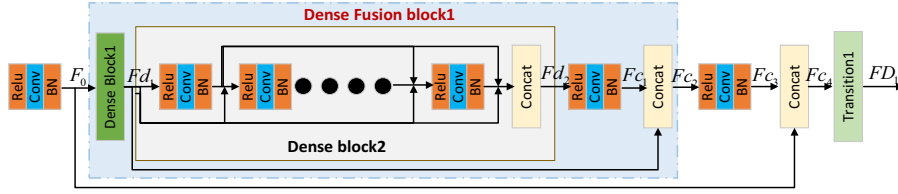


Figure 5. The structure of our proposed intensive block.

where $H_{dense2}(\bullet)$ is the function of dense block2, $H_{concat}(\bullet)$ is the function of concatenation, Fd_{li} ($i=1,2,\dots,c$) are inner features of each layer in dense block, c is the number of layers in dense block, the operation $[\bullet, \dots, \bullet]$ means that features are concatenated in the direction of channels. The number of channels of features Fd_2 is defined as $N_{Fd_2} = N_{Fd_1} + c * g$, where N_{Fd_1} is the number of channels of features Fd_1 , g is the growth rate. Then, we do a convolution operation to Fd_2 and obtain features Fc_1 . This step extracts and learns features that are used to concatenate with features Fd_1 to enhance the mobility and fusion of dense blocks.

Further Dense Fusion operations. The remaining operations in the intensive block are called Further Dense Fusion operations. Similar to the operations in Dense Fusion block, we do a convolution operation to feature Fc_2 and concatenate Fc_3 with the original input F_0 to obtain combined features Fc_4 . Finally, we use the transition block to down-sample Fc_4 . The transition block is also a convolution operation, and it plays the role of the first convolution in Intensive Block2. By this way, we connect the adjacent intensive blocks tightly. Thus, we not only fully use the inner feature information of intensive block, but also enhance the mobility and fusion of global feature information for the whole framework. Note that one of our major contributions is to utilize several convolution and concatenating operations to construct the shortcuts for hierarchical features of different levels of layers. Hence, our network can fully excavate and utilize the features with different receptive fields [37]. Finally, we give the formula of intensive block as follows:

$$\begin{aligned}
 FD_1 &= H_{trans}(Fc_4) \\
 &= H_{trans}(H_{concat}(Fc_3, F_0)) \\
 &= H_{trans}(H_{concat}(H_{conv}(Fc_2), F_0)) \\
 &= H_{trans}(H_{concat}(H_{conv}(H_{concat}(Fc_1, Fd_1)), F_0)) \\
 &= H_{trans}(H_{concat}(H_{conv}(H_{concat}(H_{conv}(Fd_2), Fd_1)), F_0)) \\
 &= H_{trans}(H_{concat}(H_{conv}(H_{concat}(H_{conv}(A), Fd_1)), F_0))
 \end{aligned} \quad , \quad (7)$$

where $A=(Fd_1, Fd_{11}, Fd_{12}, \dots, Fd_{1c})$ denotes an auxiliary matrix.

3.3 Transcription Layer

This transcription layer is mainly used to transform the prediction of each frame into the final label sequence, which includes the soft-max and CTC. Soft-max is utilized to output the predictions of the last dense block. CTC plays the role in transforming these predictions into the final label sequence. In our proposed networks, CTC needs to input data of each column of a picture containing text as a sequence and outputs the corresponding characters.

4 EXPERIMENTAL RESULTS

In this section, we evaluate each method on two recognition tasks, i.e., recognizing texts in images and recognizing handwritten digits from images [38-40]. For the task of recognizing the texts in images, we compare the result of our framework with those of 6 popular deep models, where the CPUs and GPUs of all evaluated methods in experiments are Xeon E3 1230 and 1080 Ti respectively and the used convolution architecture is based on the framework of Caffe [31]. A popular large-scale synthesis Chinese String dataset [30] is used for evaluations. For the task of handwritten digits recognition from the images, we compare the recognition results with several popular methods on MNIST [15]. It is noteworthy to point out that CTC is applied in the task of text recognition but is not required in handwritten digits recognition. Because the task of handwritten recognition only needs to perform single character recognition, we utilize DenseNet to extract feature information and use soft-max [3] as the classifier directly to predict the labels of samples.

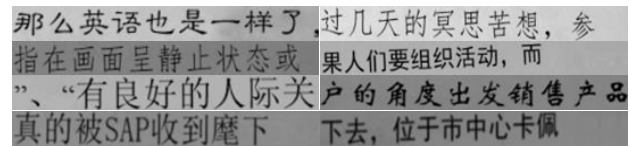


Figure 6. Illustration of image examples in Chinese string dataset.

Table 1. Comparison Results of Evaluated Deep Models on Synthetic Chinese String Dataset.

Evaluated Frameworks	Accuracy
Inception-bn-res-blstm	92.00
Resnet-res-blstm	91.00
Densenet-res-blstm	96.50
Densenet-no-blstm	97.00
Densenet-sum-blstm-full-res-blstm	98.05
Densenet-no-blstm-vertical-feature	98.16
Our IntensiveNet	98.67

Table 2. Comparison Results of Evaluated Deep Models on the MNIST Handwritten Digit Database.

Evaluated Frameworks	Accuracy
Deep L2-SVM	99.13
Maxout Network	99.06
BinaryConnect	98.71
PCANet-1	99.38
gcForest	99.26
Simple CNN with BaikalCMA loss	99.47
Our IntensiveNet	99.73

4.1 Text Recognition in Images

In this section, we evaluate each deep network model for recognizing the texts in images using the Synthetic Chinese String dataset. The Chinese string data are generated randomly from the Chinese corpus, for instance news and classical Chinese, by changing fonts, sizes, gray levels, blurring, perspective and stretching, which is made by following the procedures in [30]. The dictionary consists of about 5990 characters, including Chinese, punctuation, English and numbers. Each sample is fixed to 10 characters, and characters are randomly intercepted from the corpus. The resolution of the pictures is unified to 280×32 . A total of about 3 million 600 thousand images are generated, which are divided into training set and test set according to 9:1. Fig. 6 shows some image examples of the dataset. Note that the used dataset and compared methods are all publicly available at https://github.com/senlinuc/caffe_ocr.

Implementation details. In our experiments, we adopt the stochastic gradient descent (SGD) [28] for training the proposed deep network model. We take Tensorflow [32] and Keras as our experiment architectures. The training of the deep network is implemented on TITAN Xp. The batch size is set to 32 and the epoch size is 10. The initial learning rate is set to 0.001, which will be adjusted at each epoch with the algorithm of $0.005 * 0.4^{**\text{epoch}}$, where “**” denotes the power calculation. The weight decay is set to 0.0001. In our network, we also add a drop layer [27] after the last dense block and set the dropout rate to 0.2. We set growth rate and number of layers inside a dense block to (8, 8). We utilize the value of test loss as a monitor, and the process training will be stopped early when the loss value stops descending. The weights will be kept when the training of each epoch finishes.

Recognition results. We describe the comparison results in Table 1, where term “Accuracy” refers to the correct proportion of the

whole string and statistics on the test set. For each evaluated compared method, the recognition results are based on the frameworks of CRNN/DenseNet plus CTC. The suffix “res-blstm” denotes the method with blstm [25] in the form of residuals, the suffix “no-blstm” means that there is no LSTM layer used in the frameworks. The framework of “Densenet-sum-blstm-full-res-blstm” has two changes over “Densenet-res-blstm”: (1) the approach of combining two lstms into blstm changes from concat to sum; (2) both layers of blstm are connected using the residual way. “Densenet-no-blstm-vertical-feature” removes the pooling operations [26] of 1×4 relatively to “Densenet-no-blstm”. The text recognition result of our model is obtained based on the intensive blocks. We can find that our IntensiveNet obtains the highest accuracy, compared with other related approaches, which implies that the proposed intensive block has played an important role in improving the recognition results.

4.2 Handwritten Digits Recognition from Images

We evaluate each deep framework for recognizing the handwritten digits based on images by using the popular MNIST database [15]. MNIST is a widely used dataset where the goal is to classify 28×28 pixel images as one of 10 digits. MNIST dataset has 60,000 training samples and 10,000 testing samples. The results on MNIST can reflect the ability of feature extraction and learning of a model.

Implementation details. For MNIST handwritten digit database, the batch size is set to 128 and the epoch size is 200. The initial learning rate is set to 0.001, which will be adjusted to 0.0001 at interval between 50 and 100, and to 0.00001 after the 100th epoch. In this simulation, the performance of our IntensiveNet is compared with those of six popular models, including Deep L2-SVM [41], Max-out Network [42], BinaryConnect [43], PCANet-1 [44], gcForest [45] and Simple CNN with BaikalCMA loss.

Inputted text image

会议是在一个大厅里举行的，汪淼一进去就对这里的纷乱吃惊不小。大厅周围是一圈胡乱安放的电脑设备，有的桌子上放不下就直接搁地板上，电线和网线纠缠着散在地上；一大摞网络交换机没有安在机架内，而是随手堆放在服务器旁；有好几个投影仪的大屏幕，在大厅的角落里呈不同角度随意立着，像吉普赛人的帐篷；烟雾像晨雾般在半空浮了一层……汪淼不知道这是否就是那名军官所说的作战中心，有一点他可以肯定：这里在发生的事情，已经让人们顾不上其他了。

临时拼凑的会议桌上也是堆满了文件和杂物，与会者大多神情疲惫，衣服皱巴巴的，有领带的都扯开了，好像熬了一夜。主持会议的是一位叫常伟思的陆军少将，与会者有一半是军人。经过简单的介绍，他知道还有少部分军方人员，其他的人都是和他一样参加会议的专家学者，其中有几位还是很有名望的科学家，而且是研究基础科学的。

令他感到意外的是还有四个外国人，这些人的身份令他大吃一惊：其中的两个人也是军人，分别是美军空军上校和英国陆军上校，职务是北约联络员；另外两人居然是美国中央情报局的官员，在这里的职务是什么观察员。

从所有人的脸上，汪淼都读出了一句话：我们已经尽力了，快他妈的结束吧！

Our deep network model

会议是在一个大厅里举行的，汪淼一进去就对这里的纷乱吃惊不小。大厅周围是一圈胡乱安放的电脑设备，有的桌子上放不下就直接搁地板上，电线和网线纠缠着散在地上；一大摞网络交换机没有安在机架内，而是随手堆放在服务器旁；有好几个投影仪的大屏幕，在大厅的角落里呈不同角度随意立着，像吉普赛人的帐篷；烟雾像晨雾般在半空浮了一层……汪淼不知道这是否就是那名军官所说的作战中心，有一点他可以肯定：这里在发生的事情，已经让人们顾不上其他了。

临时拼凑的会议桌上也是堆满了文件和杂物，与会者大多神情疲惫，衣服皱巴巴的，有领带的都扯开了，好像熬了一夜。主持会议的是一位叫常伟思的陆军少将，与会者有一半是军人。经过简单的介绍，他知道还有少部分军方人员，其他的人都是和他一样参加会议的专家学者，其中有几位还是很有名望的科学家，而且是研究基础科学的。

令他感到意外的是还有四个外国人，这些人的身份令他大吃一惊：其中的两个人也是军人，分别是美军空军上校和英国陆军上校，职务是北约联络员；另外两人居然是美国中央情报局的官员，在这里的职务是什么观察员。

从所有人的脸上，汪淼都读出了一句话：我们已经尽力了，快他妈的结束吧！

Direct text output by our method

(a) Example one

Inputted text image

乍看之下，一些读者或许认为这本教程对于自己在股市上能否盈利似乎无足轻重，但这种看法可能是个错误。对于那些认为自己是投资者的人而言，这种看法一定是个错误。如果你将自己定义为一个企业的持有人，那么，这个企业的管理如何，长期而言，对公司价值以及未来的股票价格将有着非常重大的影响。当然，如果你是个投机者、赌徒、炒家，长期的公司管理优劣对于你短期持股几乎没什么影响。

总有些权威人士认为，对公司管理进行评估是浪费时间。原因在于，评估管理这个工作缺乏数字的精确性，而且即便管理能够被测量，它们的价值也已经反映在公司的财务报表之中，因此，任何对于管理价值的加减都有重复计算之嫌。对于这两种态度，巴菲特都不赞同。他对于管理的看法告诉我们，公司未来的价值很大程度上取决于管理层的行为。

坎宁安的这本《巴菲特致股东的信：投资者和公司高管教程》不仅仅对投资者有益，它也是应该是公司管理层和董事会成员的上佳读物。在一个股市高度透明以及短线股价变化经常莫名其妙时代，公司高层应该认真阅读并思考巴菲特的建议。一定要明白，如果一个公司确立起来了诚信、理性、公平的好名声，股市最终会给予奖励。

Our deep network model

乍看之下，一些读者或许认为这本教程对于自己在股市上能否盈利似乎无足轻重，但这种看法可能是个错误。对于那些认为自己是投资者的人而言，这种看法一定是个错误。如果你将自己定义为一个企业的持有人，那么，这个企业的管理如何，长期而言，对公司价值以及未来的股票价格将有着非常重大的影响。当然，如果你是个投机者、赌徒、炒家，长期的公司管理优劣对于你短期持股几乎没什么影响。

总有些权威人士认为，对公司管理进行评估是浪费时间。原因在于，评估管理这个工作缺乏数字的精确性，而且即便管理能够被测量，它们的价值也已经反映在公司的财务报表之中，因此，任何对于管理价值的加减都有重复计算之嫌。对于这两种态度，巴菲特都不赞同。他对于管理的看法告诉我们，公司未来的价值很大程度上取决于管理层的行为。

坎宁安的这本《巴菲特致股东的信：投资者和公司高管教程》不仅仅对投资者有益，它也是应该是公司管理层和董事会成员的上佳读物。在一个股市高度透明以及短线股价变化经常莫名其妙的时代，公司高层应该认真阅读并思考巴菲特的建议。一定要明白，如果一个公司确立起来了诚信、理性、公平的好名声，股市最终会给予奖励。

Direct text output by our method

(b) Example two



Figure 7. Illustration of some Chinese recognition results using our proposed IntensiveNet framework.

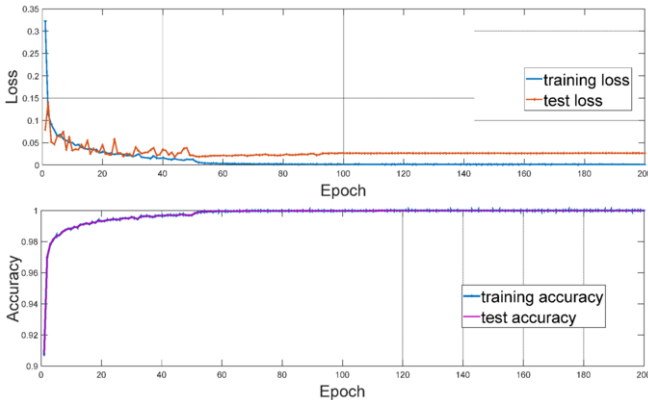


Figure 8. Training curves of handwritten digits recognition on MNIST.

Recognition results. The recognition result in terms of accuracy rate on MNIST is described in Table 2. We can see that our model can obtain the enhanced results, which can once again demonstrate that the proposed intensive feature flow neural network and according strategies of intensive blocks are effective.

4.3 Visualization of Recognized Texts in Images

In addition to the quantitative evaluation results, we also visualize some recognized texts in images by our model in Fig.7. To visualize the results, we utilize the CTPN method to extract the key text lines from test images. We can observe that our model can output high-quality text recognition results. For some identified sentences, there have some deviations in text positions, which is caused by the fact that CTPN has no layout analysis function making CTPN fail to produce accurate text alignment when detecting text lines.

4.4 Visualization of Training Process

In this experiment, we illustrate the training curve of our proposed IntensiveNet that is trained using the cross-entropy loss on MNIST handwritten digit database. The training results based on different numbers of epochs are shown in Fig. 8, where the top figure represents the curve of the cross-entropy loss and the bottom one shows the recognition accuracy. We can find that the cross-entropy loss is well fitted, and the curves of recognition accuracies of testing and training almost coincide, which implies that our IntensiveNet has a strong ability of feature representation and learning.

5 DISCUSSION AND SOME REMARKS

In this section, we discuss some important issues that are closely related to our proposed deep framework.

Difference between DenseNet and IntensiveNet. Inspired by DenseNet, we use several shortcuts in our proposed intensive block. In general, DenseNet is widely used in high-level computer vision tasks. Our method aims to solve the sub-tasks of image recognition. We replace the inefficient convolutional operation using the highly efficient depth separable convolution to reduce the amount of parameters and cost of computation. We also remove the pooling layers that may lose feature information and instead use the convolution with stride 2 as the strategy for down-sampling. So, IntensiveNet is a real fully-convolutional network. Also, we use several convolution and concatenating operations to connect the features from input and dense blocks, which could fully use the inner features from the intensive block. We take the transition layer in the previous intensive block as the first convolution operation of next

intensive block. Thus, global features of the whole framework can be extracted and learned. By this way, we can make full use of the hierarchical features from different dense blocks and capture global features, both of which are neglected in DenseNet.

About the first convolutional layer in IntensiveNet. The first convolution operation in our model has different functions according to different inputs. For input images with small sizes, it aims at extracting shallow features, e.g., MNIST. But when facing large-size images, the first convolution usually set its stride as 2 to down-sample the original input. In this case, it will play the same role as the transition layers. But the difference is that the kernel size of the first convolution of the whole framework is 5×5 for bigger receptive field, not 3×3 in the other convolution operations. In theory, we can obtain better performances with deeper networks and input images with larger sizes that contain more feature information. But due to the limits of the computing power and resources, we have to use the down-sampling strategy to features with large sizes. In fact, we can magnify the original images by up-sampling such as transpose convolution. Under this circumstance, we can further extend the depth of network and the final result is expected to be improved.

Two strategies to extend the depth. In our framework, we utilize two dense blocks and several convolution operations to define the new intensive block. So as to extend the depth of our proposed network, two strategies can be used. One is adding more intensive blocks, and another one is adding more dense blocks in the Dense Fusion blocks. The former one can enhance the mobility and fusion of global feature information, while the latter aims at enhancing the mobility and fusion of the local feature information. In fact, we can also combine the two extending strategies. As such, we can obtain a network with better ability of feature leaning by fully combining features from different levels of layers.

Discussion on the used datasets. In this paper, we apply a Synthetic Chinese String dataset and MNIST for the tasks of texts and handwritten numbers recognition, respectively. These two tasks are all the processes of recognizing texts based on images, but the former tackles the task that many texts are in the same image while handwritten numbers recognition handles the task that each image contains only one digit or number. MNIST is the earliest and most popular handwritten digital dataset. Due to the simplicity of data distribution, many existing models can obtain encouraging results on it, including traditional shallow learning methods or CNNs with few layers. Notwithstanding the results on MNIST can also reflect the ability of feature extraction and learning of a model. The results of our IntensiveNet have shown its excellent ability. From the large Chinese string dataset whose distribution of samples is extensive and complex, IntensiveNet consistently achieves impressive performance than other deep models. In other words, our IntensiveNet has extraordinary potentials for the text recognition on both small-scale and large-scale datasets in the real applications.

6 CONCLUSION AND FUTURE WORK

We propose a novel deep model termed Fully-Convolutional Intensive Feature Flow Neural Network called IntensiveNet for Chinese and handwritten digits recognition. Our IntensiveNet improves the performance by preventing the loss of feature information due to pooling operation, enhancing the mobility and fusion of features from different layers, and improving the computational efficiency of the convolution operations further. Specifically, we propose the concept of intensive block that can enhance the mobility and fusion

of hierarchical features from different layers. Besides, IntensiveNet applies the depth-wise separable convolution to make the process efficient, and uses a convolution operation with stride 2 to replace the pooling step in the customary transition layers, which makes the parameters of the whole network learnable and can also prevent the loss of feature information at the same time.

We examined IntensiveNet for the Chinese and handwritten digits recognition, and enhanced results are obtained by our method compared with related deep models. In future, more effective ways to enhance the feature flow and retain more important features are highly-desired to be explored. We will also explore how to choose the optimal number of layers in the deep frameworks, including our model. In addition, due to the promising performance of the fully-convolutional models, we will extend the proposed architecture to other related applications, e.g., object segmentation [33-35].

ACKNOWLEDGEMENTS

This paper is partially supported by the National Natural Science Foundation of China (61672365, 61732008, 61725203, 61622305, 61871444 and 61806035), and the Fundamental Research Funds for the Central Universities of China (JZ2019HGA0102). Zhao Zhang is the corresponding author of this paper.

REFERENCES

- [1] A. Graves, S. Fernández, F. Gomez, J. Schmidhuber, 'Connectionist temporal classification: labelling unsegmented sequence data with recurrent neural networks', In: *Proceedings of the 23rd International Conference on Machine Learning*, Pittsburgh, Pennsylvania, USA, (2006).
- [2] Z. Cheng, Z. Xu, F. Bai, Y. Niu, S. Pu, and S. Zhou, 'Aon: Towards arbitrarily-oriented text recognition', In: *Proceedings of the IEEE Conference on Computer Vision and Pattern Recognition*, Salt Lake City, USA, (2018).
- [3] K. Duan, S. Keerthi, W. Chu, S. Shevade, and A. Poo, 'Multi-category Classification by Soft-Max Combination of Binary Classifiers', In: *Proceedings of Multiple Classifier Systems, International Workshop*, Guilford, UK, (2003).
- [4] Z. Tian, W. Huang, T. He, P. He, Y. Qiao, 'Detecting text in natural image with connectionist text proposal network', In: *Proceedings of the European Conference on Computer Vision*, Amsterdam, The Netherlands, (2016).
- [5] G. Huang, Z. Liu, L. Van Der Maaten, and K.Q. Weinberger, 'Densely Connected Convolutional Networks', In: *Proceedings of the IEEE Conference on Computer Vision and Pattern Recognition*, Honolulu, Hawaii, (2017).
- [6] H. Caulfield, and W. Maloney, 'Improved discrimination in optical character recognition', *Applied Optics*, **8**, 2354-2356, (1969).
- [7] Y. LeCun, Y. Bengio, and G. Hinton, 'Deep learning', *Nature*, **521**, 436, (2015).
- [8] A. Krizhevsky, I. Sutskever, and G. Hinton, 'ImageNet classification with deep convolutional neural networks', In: *Advances in Neural Information Processing Systems*, Lake Tahoe, (2012).
- [9] K. Simonyan, and A. Zisserman, 'Very deep convolutional networks for large-scale image recognition', In: *Proceedings of International Conference on Learning Representations*, (2015).
- [10] C. Szegedy, W. Liu, Y. Jia, P. Sermanet, S. Reed, D. Anguelov, D. Erhan, V. Vanhoucke, and A. Rabinovich, 'Going deeper with convolutions', In: *Proceedings of the IEEE Conference on Computer Vision and Pattern Recognition*, Boston, USA, (2015).
- [11] K. He, X. Zhang, S. Ren, J. Sun, 'Deep residual learning for image recognition', In: *Proceedings of the IEEE Conference on Computer Vision and Pattern Recognition*, Las Vegas, USA, (2016).

- [12] O. Russakovsky, J. Deng, H. Su, J. Krause, S. Satheesh, S. Ma, and A. C. Berg, 'Imagenet large scale visual recognition challenge', *International Journal of Computer Vision*, **115**, 211-252, (2015).
- [13] C. Sagonas, G. Tzimiropoulos, S. Zafeiriou, and M. Pantic, '300 faces in-the-wild challenge: The first facial landmark localization challenge', In: *Proceedings of the IEEE International Conference on Computer Vision Workshops*, Sydney, Australia, (2013).
- [14] L. Neumann, J. Matas, 'A method for text localization and recognition in real-world images', In: *Proceedings of the Asian Conference on Computer Vision*, Berlin, Heidelberg, (2010).
- [15] Y. LeCun, C. Cortes, C. Burges, 'MNIST handwritten digit database', AT&T Labs, Available: <http://yann.lecun.com/exdb/mnist>, (2010).
- [16] M. Jaderberg, K. Simonyan, A. Zisserman, and K. kavukcuoglu, 'Spatial transformer networks', In: *Advances in Neural Information Processing Systems* 28, 2017-2025, (2015).
- [17] A. Howard, M. Zhu, B. Chen, D. Kalenichenko, W. Wang, T. Weyand, and H. Adam, 'Mobilenets: Efficient convolutional neural networks for mobile vision applications', *arXiv preprint arXiv:1704.04861*, (2017).
- [18] K. Cho, B. Van Merriënboer, C. Gulcehre, D. Bahdanau, F. Bougares, H. Schwenk, and Y. Bengio, 'Learning phrase representations using RNN encoder-decoder for statistical machine translation', In: *Proceedings of the International Conference on Empirical Methods in Natural Language Processing*, Lisbon, Portugal, 2014.
- [19] A. Graves, A.R. Mohamed, and G. Hinton, 'Speech recognition with deep recurrent neural networks', In: *Proceedings of IEEE International Conference on Acoustics, Speech and Signal Processing*, Vancouver, British Columbia, Canada, (2013).
- [20] C. McBride-Chang, H. Shu, A. Zhou, C. Wat, and R. Wagner, 'Morphological awareness uniquely predicts young children's Chinese character recognition', *Journal of educational psychology*, **95**, 743, (2003).
- [21] T. Kohonen, 'Self-organized formation of topologically correct feature maps', *Biological cybernetics*, **43**, 59-69, (1982).
- [22] S. Ioffe and C. Szegedy, 'Batch normalization: Accelerating deep network training by reducing internal covariate shift', In: *Proceedings of the International Conference on Machine Learning*, pp.448-456, (2015).
- [23] K. Hara, D. Saito and H. Shouno, 'Analysis of function of rectified linear unit used in deep learning', In: *Proceedings of International Joint Conference on Neural Networks*, Killarney, Ireland, (2015).
- [24] C. Bartz, H. Yang, C. Meinel, 'STN-OCR: A single neural network for text detection and text recognition', *arXiv preprint arXiv:1707.08831*, (2017).
- [25] G. Lefebvre, S. Berlemont, F. Mamalet, C. Garcia, 'BLSTM-RNN based 3D gesture classification', In: *Proceedings of the International Conference on Artificial Neural Networks*, Berlin, (2013).
- [26] G. Stasser and W. Titus, 'Pooling of unshared information in group decision making: Biased information sampling during discussion', *Journal of personality and social psychology*, **48**, 467, (1985).
- [27] N. Srivastava, G. Hinton, A. Krizhevsky, I. Sutskever and R. Salakhutdinov, 'Dropout: a simple way to prevent neural networks from overfitting', *Journal of Machine Learning Research*, **15**, 1929-1958, (2014).
- [28] L. Bottou, 'Large-scale machine learning with stochastic gradient descent', In: *Proceedings of International Conference on Computational Statistics*, Paris, (2010).
- [29] W. Li, L. Cao, D. Zhao, X. Cui, 'CRNN: Integrating classification rules into neural network', In: *Proceedings of the International Joint Conference on Neural Networks*, Dallas, Texas, USA, (2013).
- [30] A. Gupta, A. Vedaldi and A. Zisserman, 'Synthetic data for text localisation in natural images', In: *Proceedings of IEEE Conference on Computer Vision and Pattern Recognition*, Las Vegas, USA, (2016).
- [31] Y. Jia, E. Shelhamer, J. Donahue, S. Karayev, J. Long, R. Girshick, and T. Darrell, 'Caffe: Convolutional architecture for fast feature embedding', In: *Proceedings of the ACM international conference on Multimedia*, Orlando, FL, USA, (2014).
- [32] H.Y. Chen, 'TensorFlow—A system for large-scale machine learning', In: *USENIX Operating System Design and Implementation*, Savannah, GA, USA, (2016).
- [33] Y. Li, X. Hou, C. Koch, J. M. Rehg, and A.L. Yuille, 'The secrets of salient object segmentation', In: *Proceedings of the IEEE Conference on Computer Vision and Pattern Recognition*, Columbus, Ohio, USA, (2014).
- [34] S.Y. Chien, S.Y. Ma, L. Chen, 'Efficient moving object segmentation algorithm using background registration technique', *IEEE Trans. on Circuits and Systems for Video Technology*, **12**, 577-586, (2002).
- [35] B. Griffin, J. Corso, 'BubbleNets: Learning to Select the Guidance Frame in Video Object Segmentation by Deep Sorting Frames,' In: *Proceedings of the IEEE Conference on Computer Vision and Pattern Recognition*, pp.8914-8923, (2019).
- [36] X. Xiao, L. Jin, Y. Yang, W. Yang, J. Sun, and T. Chang, 'Building fast and compact convolutional neural networks for offline handwritten Chinese character recognition', *Pattern Recognition*, **72**, 72-81, (2017).
- [37] Z. Tang, Z. Zhang, X. Ma, J. Qin, M. Zhao, 'Robust Neighborhood Preserving Low-Rank Sparse CNN Features for Classification', In: *Proceedings of Pacific-Rim Conference on Multimedia*, Hefei, China, 357-369, (2018).
- [38] M. Liao, J. Zhang, Z. Wan, F. Xie, J. Liang, P. Lyu, X. Bai, 'Scene text recognition from two-dimensional perspective', In: *Proceedings of AAAI Conference on Artificial Intelligence*, Hawaii, USA, (2019).
- [39] H. Li, P. Wang, C. Shen, G. Zhang, 'Show, attend and read: A simple and strong baseline for irregular text recognition', In: *Proceedings of the AAAI Conference on Artificial Intelligence*, Hawaii, USA, (2019).
- [40] T. Wang, C. Liu, 'Fully Convolutional Network Based Skeletonization for Handwritten Chinese Characters', In: *AAAI Conference on Artificial Intelligence*, New Orleans, Louisiana, 2540-2547, (2018).
- [41] Y. Tang, 'Deep learning using linear support vector machines', In: *Proceedings of the International Conference on Machine Learning Workshops*, Atlanta, Georgia, USA, 2013.
- [42] I. J. Goodfellow, D. Warde-Farley, M. Mirza, A. Courville, and Y. Bengio, 'Maxout networks', In: *International Conference on Machine Learning*, pp.1319-1327, (2013).
- [43] M. Courbariaux, Y. Bengio, and J.P. David, 'Binaryconnect: Training deep neural networks with binary weights during propagations', In: *Advances in Neural Information Processing Systems*, (2015).
- [44] T.H. Chan, K. Jia, S. Gao, J. Lu, Z. Zeng, Y. Ma, 'PCANet: A simple deep learning baseline for image classification', *IEEE Transactions on Image Processing*, **24**, 5017-5032, (2015).
- [45] Z.H. Zhou, and J. Feng, 'Deep Forest: Towards An Alternative to Deep Neural Networks', In: *Proceedings of the International Joint Conferences on Artificial Intelligence*, Melbourne, Australia, 2017.
- [46] Y. Wei, Z. Zhang, H. Zhang, R. Hong and M. Wang, 'A Coarse-to-Fine Multi-stream Hybrid Deraining Network for Single Image Deraining', In: *Proceedings of the IEEE International Conference on Data Mining*, Beijing, China, (2019).
- [47] Y. Gao, Y. Chen, J. Wang, H. Lu, 'Reading scene text with attention convolutional sequence modeling', *Neurocomputing*, **339**, 161-170, (2017).
- [48] Z. Tang, W. Jiang, Z. Zhang, M.B. Zhao, L. Zhang, and M. Wang, 'DenseNet with Up-Sampling block for recognizing texts in images', *Neural Computing and Applications*, 1-9, (2019).
- [49] Y.g Liu, and L. Jin, 'Deep Matching Prior Network: Toward Tighter Multi-oriented Text Detection,' In: *Proceedings of IEEE Conference on Computer Vision and Pattern Recognition*, pp.3454-3461, (2017).
- [50] L. Wang, Y. Li, S. Lazebnik, 'Learning Deep Structure-Preserving Image-Text Embeddings,' In: *Proceedings of the IEEE Conference on Computer Vision and Pattern Recognition*, pp.5005-5013, (2016).
- [51] Y. Wei, Z. Zhang, J. Fan, Y. Wang, S. Yan and M. Wang, 'Derain-CycleGAN: An Attention-guided Unsupervised Benchmark for Single Image Deraining and Rainmaking,' *arXiv:1912.07015 [cs.CV]*, (2019).