

Potential for Augmented Reality in Education: An Overview

Bin SHENG^{1,2*} Li XIA¹ and Ping LI³

1. *Dept. of Computer Science and Engineering, Shanghai Jiao Tong University,
Shanghai, China*

2. *State Key Lab. Of Computer Science, Inst. Of Software, Chinese Academy of
Sciences, Beijing, China*

3. *The Hong Kong Institute of Education*

Abstract: The advances of Augmented Reality (AR) technology make the solving of many difficulties become possible. Decades of development in the Augmented Reality field have shown that this emerging technology has the ability to bring about sweeping improvement in numerous areas, especially in education where the AR technology could see its most meaningful fulfillment in one's development. In this paper, we present a comprehensive survey of AR technologies and applications in education domain. In the end of this paper, we summarize several future directions that the educational AR technology would be heading to. We aim to provide instructors and learners, who are using or plan to use AR as a tool in their educational practice, a useful insight into the state-of-the-art AR developments and applications.

Keywords: Augmented Reality, Education, Displays, Tracking, Interactive User Interfaces

1. Introduction

People have already recognized the great potential value of AR technology via its excellent performances in various fields including education. According to the Horizon Reports of year 2010 and 2011, Augmented Reality will see widespread utilization on US college campuses within few years [1, 2]. As never before, through AR technology, learners will have a chance to get access to a wide range of information from a variety of sources immediately [3]. This new approach enhances the effectiveness and attractiveness of education and changes the way we acquire, comprehend and even interact with knowledge [4]. For example [2], the lecturers may engage and motivate students to explore learning materials from different aspects [5]. Several subjects where students could not feasibly gain real-world first-hand experience could be conveyed appropriately through AR approaches [6]. Collaborative relationships among students could be strengthened by AR techniques [7]. Meanwhile, the creativity and imagination capability of the students could be fostered if AR teaching mode is employed in their education [8]. There are still many aspects that could benefit from the utilization of AR for the teachers and learners. This paper contributes a comprehensive survey of AR in

* Corresponding Author. Email address: shengbin.ziggzagg@sjtu.edu.cn

education domain. Our objective is to provide a useful insight into the state-of-art AR technologies and applications for instructors and learners.

This paper is organized by five separate components. In part 2, we introduce a brief definition, a historical review and a taxonomy of AR. In part 3 and 4, AR applications and key technologies are presented respectively. We conclude our survey with a prediction of the educational AR futures in part 5.

2. Understanding AR

2.1. Starting out: A Definition

Originally, the Augmented Reality was defined with respect to the display technologies like head-mounted displays since the display devices played a vital role in the early AR systems. However, this kind of definition limit Augmented Reality to a narrow sense of sight. Afterwards, Azuma [9] defined Augmented Reality as any system that has three characteristics required: 1) combination of the real and virtual objects, 2) interaction with the environment in real time, and 3) registration of three dimensions. This definition put more emphasis on the integration of the real and virtual world and the interaction with human beings. Similarly, Wu et al. argue that viewing Augmented Reality as a concept rather than a type of technology would be more productive for educators, researchers, and designers [10]. Taking these characters into consideration, we view the Augmented Reality as an emerging form of experience in which the users are served with a composite view of the real-world physical scenes and computer-generated virtual scenes, without replacing the real environment being experienced. Synthetic virtual elements are superimposed upon the real world with which users may interact.

2.2. Historical Review

More than four decades ago, Ivan Suntherland, a pioneer in the computer graphics fields, devised a head-mounted three dimensional display [11] which has been regarded as the first prototype of a see-through head-mounted display (HMD) of Augmented Reality. Since then an increasing number of AR prototypes have been brought forward. To some extent, with the help of these AR techniques, our ability to acquire and process information has been enhanced. We summarize the brief developing history of AR technology in Table 1.

Table 1. A brief historical review of Augmented Reality

Time	Provider(s)	Contribution
1962	Heilig	Creating a novel apparatus to simulate an actual experience realistically by stimulating the senses of an individual. [12]
1962	Sutherland	Creating the first computer graphics user interface, Sketchpad. [13]
1980	Steve Mann	Creating the first prototype of AR wearable computer. [14]
1985	Krueger, Gionfriddo et al.	Creating a novel artificial reality laboratory called Videoplacé. [15]
1992	Rosenberg & Louis	Developing one of the first applicable AR system and a perceptual tools for telerobotic manipulation entitled Virtual Fixtures. [16]
1997	Feiner, MacIntyre et al.	Creating a prototyping 3D mobile AR systems for exploring the urban environment. [17]
1999	Hirokazu & Billinghurst	Introducing a novel AR conferencing system based on marker tracking and HDM calibration. [18]
2000	Thomas, Close et al.	Creating the first outdoor mobile AR game and named it as

2008	Wikitude	ARQuake. [19]
2013	Google	AR Travel Guide [20] Google Glass [21]

2.3. Further Study: A Taxonomy

The terminology “Augmented Reality” is well categorized in the virtuality continuum taxonomic model [22] which “connects completely real environment to completely virtual ones”. A general schematic view is depicted in Figure 1.

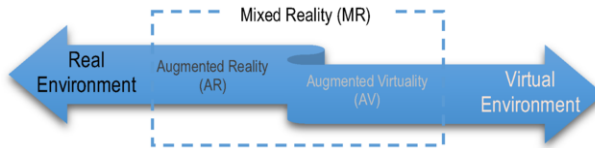


Figure 1. Simplified representation of a "virtuality continuum".

In this taxonomy, the Augmented Reality is part of the Mixed Reality which involves the merge of virtual and real environments. The real environment is the world that can be perceived physically using our senses. Everything we experienced is part of physical reality. On the opposite side is the virtual environment which is a totally artificial world and has no connection to the real-world existences. The Mixed Reality is viewed where the real world and virtual world are shown together within a single display. Generally speaking, Augmented Reality evolved as an extension or variation of Virtual Reality [23]. In Virtual Reality environment, users are immersed inside a synthetic world and are normally not able to view the surrounding real world. Rather than substituting the real environment, typical AR techniques supplement the real environment with virtual objects that coexist in the same space as the real world. Differently, the Augmented Virtuality are closer to the virtual extremity of the Mixed Reality spectrum. It provides the users with mostly artificial environment experience incorporating few real world elements. We list some typical applications of these terminologies for better comprehension, as shown in Table 2.

Table 2. Common applications of VR, AV, and AR

Terminology	Applications
Virtual Reality	Online Role Playing Games, Google Art Project
Augmented Virtuality	Nintendo Wii, PlayStation-3, Xbox 360,
Augmented Reality	Smartphone Guide Maps, Google Glass, Wikitude Vizix

3. Educational AR Applications

Due to great efforts by researchers, AR technologies have been applied in a variety of fields. In 1997, Azuma summarized a few typical applications in his survey [9]. These applications belonged to six principal areas including medical, manufacturing and repair, annotation and visualization, robot path planning, entertainment and military aircraft. While it appears that a few areas are not scientifically classified, this summary still cast a good direction for further development. More up-to-date applications have been produced along with the development of new AR techniques. In their supplementary survey [24], Azuma et al. grouped the new applications into three

areas which are mobile, collaborative and commercial applications. Krevelen and Poelman [25] added several rising domains like navigation, touring, training and office applications. The advancement in these areas have already changed our lives greatly and are believed to continue making a difference to the future world. However, of all these areas, the exertion of AR technology in education seems to be the most meaningful one and currently, developers have created many AR applications for educational purposes such as reading, location-based learning, objects modeling, and skills training. In this paper, we briefly introduce several innovative representatives of the educational AR applications.




Figure 2. (Left) A woman is operating the MagicBook handheld display [26]. (Right) Students are working with Construct3D in the standard lab, studying the vector algebra [27].

AR Reading MagicBook [26] is a good example for AR techniques used in the primary education. By blending reading and virtual reality, the MagicBook enables children to see 3D virtual models appearing out of the book pages from any perspectives by moving themselves or the book. Another useful reading tool is the Virtual Pop-up Book brought forward by Taketa et al. [28]. This picture book based on AR technology is said to be user-intuitive and the authors argued that characters in their book look lively and new means of expressions is possible since 2D and 3D rendering are involved [28]. Never before have educators obtained such a new highly visual and highly interactive form of learning.

Location-Based Learning Historic sites and museums also found a potential value in AR technology. Several location-based learning prototypes are reported. For example, a new edutainment medium was introduced by Papagiannakis et al. [29]. They proposed an innovative revival of life in ancient fresco paintings in ancient Pompeii and created of narrative spaces of the ancient people's lives. Similarly, when incorporating the AR techniques, museums can build interactive learning scenario in which the visitors can transform from passive viewers and readers to active actors and players [30]. A useful exploration in this application is introduced by Miyashita et al. [31] who presented a guide in a museum environment. This kind of applications based on field learning provide learners with more interesting and immersive learning experience while exciting the learner's curiosity to the unknown.

Objects Modeling Augmented Reality can also be used to model objects, allowing learners to view items from different perspectives. An evangel for the students studying mathematics and geometry courses is the Construct3D designed by Kaufmann et al. [27]. This 3D geometric models construction tool allows students to design, view and interact with the virtual models so that it encourage learners to experiment with geometric constructions and helps to improve the spatial ability. Coffin et al. [27] help to strengthen students' comprehension by augmented physical props with virtual

annotations and illustrations which the students and instructors may interact with. Their system enhanced the physics lessons by demonstrating the instantaneous moving and forcing conditions on top of the physical objects. Their system can also create molecule models during chemistry lectures available for remote education.




Figure 3. (Left) In the Virtual Museum, real scene is augmented with superimposed virtual models. [30] (Right) A view through the head-worn display captured in a similar domain depicts information provided using augmented reality to assist the mechanic. [32]

Skills Training Another educational function where Augmented Reality will shine is in the area of skills training. Henderson et al. [32] report a prototype AR application to support military mechanics conducting routine training and maintenance tasks. The prototype uses a HMD to augment a mechanic’s natural view with text, labels, arrows, and animated sequences designed to facilitate trainee’s comprehension and execution.

4. AR Technologies

Even though the technological demands for AR are much higher than for VR [25], key components required to build an AR system like displays, trackers, graphics and software, and the interactive user interfaces, remain essential techniques in many AR system designs. In this paper, we review several key techniques with which users may communicate with the augmented environment. Notice that the advances in educational AR technologies depend on the development of the whole AR research area. So when it comes to the analysis of the technological advancements, we are not limited in education. We provide theoretical explanations and analyses of the advantages and shortcomings of each techniques. We choose the following discussed technological directions based on two major considerations:

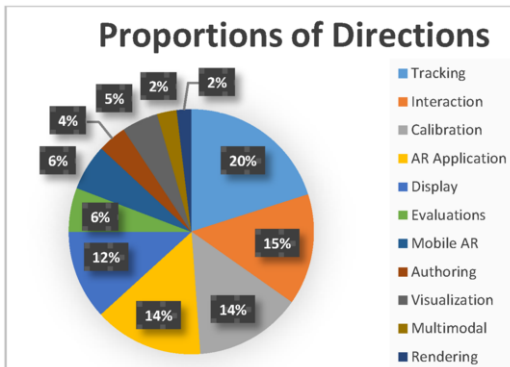


Figure 4. (Left) A pie chart of the proportions of each study directions. We can see that the five core areas are tracking, interaction, calibration, applications and display. [33] **Figure 5.** (Right) The first head-mounted display in the history. [11]

On the one hand, in current studies, AR researchers primarily focus on five core areas essential to deliver AR applications [33] according to Zhou et al., who conducted a review of the currently published research fruits at AR related conferences. We re-express their finding in the form of a pie chart, like Figure 4.

On the other hand, the sub-topics to be discussed in the following parts are closely related to human visual (display techniques) and haptic (interface techniques) senses because the visual (see) and haptic (touch) ways are more efficient in accessing information and thus have been extensively developed and applied in AR technologies than the olfactory (smell) and the gustatory (taste) ways.

4.1. Display

As we mentioned before, Augmented Reality superimposes the virtual elements upon the real world and both are integrated into a seamless synthetic environment. Hence, the display technologies, which allow users to perceive the real and virtual contents at the same time, play a vital role in an AR system. Basically, three visual displays are available when we are exposed to an AR environment.

Optical See-Through Displays This kind of display can be ascended to the first optical HMD with miniature CRT (Figure 5) created by Sutherland [11] four decades ago. Optical see-through HMDs work by placing optical flakes in front of the user's eyes [9]. Users may see the real world directly through the flakes since they are transparent. Meanwhile, the flakes are also partially reflective so that the virtual objects generated by computer and projected from the user's overhead can be reflected into the user's eyes. These functional flakes act like half-silvered mirror. They enable part of the real environmental light penetrate through itself and reflect the artificial environment to the users at the same time.

The optical see-through displays not only demonstrate the real world as it is, they also have the advantage of being safe. Even if the total apparatus are powered off, users can still see the real world, which makes it more suitable for emergency. However, the optical see-through displays don't have sufficient brightness and contrast since only a reduced amount of light can penetrate through the "mirror". So this kind of display does not work well in the outdoor environment. Furthermore, the view field is narrowed in a limited range and thus may cause incompleteness of the synthetic images at the edges of the "mirror". But recent advancement in technology shows that the problem of low brightness and contrast and narrow field-of-view could be solved when using retinal scanning display (RSD) techniques [25].

Video-See Through Displays The second type of display that are extensively used in the AR system is video-see through displays. The single or multiple cameras bundled on the head-mount display equipment provide the view of the real world to the users, together with the artificial objects. The composition results are then sent to the monitor in front of the user's eyes inside a closed-view HMD.

Since the real world is also brought to the users through the camera, a modification to the real world information, such as eliminating the unnecessary objects appearing in the real environment, becomes possible. And the brightness and contract problem can be handled more appropriately. Nonetheless, the drawbacks of this display prevail over its advantages. Besides the shortcomings of low resolution of reality, narrowed

field-of-view, and parallax trouble to the users, the device is nothing but a black box setting in the user's head if powered off, and thus may cause potential harm to the users. Moreover, users may feel difficult to adapt to this display because the view is significantly different from what they are normally used to.

Projection Displays Projection-based approach makes it possible to use physical objects such as walls, books, plaster ornaments etc. as displays [34]. One simple case to utilize the projective technique is to superimpose the desired image to certain projection surfaces, ranging from plain walls to complex models. Another approach for projective AR relies on head-worn projectors. However, target objects have to be painted with retro-reflective materials and users cannot see anything except along the line of projection. We provide a summary of the advantages and disadvantages of each techniques in Table 3.

Table 3. A brief summary of pros and cons of each display technique.

Techniques	Advantages	Disadvantages
Video-See Through Head-Mounted Display (HMD)	Cheap. Easy to implementation. Easy to modify reality existences. Brightness and contrast matching.	Low resolution of reality. Limited field-of-view. Disorientation due to a parallax. Poor accommodation of eyes.
Optical-See Through Head-Mounted Display (HMD)	Reality preservation. Cheap. Safe. Parallax-free.	Brightness and contrast reduction. Limited field-of-view. Difficult in real environment modification.
Projection Display	Head-free. Accommodation-free. Wide field-of-view. Abundance of projective surfaces.	Requirement of extra devices. Deficiency in auto-calibration. Limited indoor applicability. Difficult in real environment modification.

4.2. Tracking

According to [33], the most cited paper is a tracking paper [18] the most highly cited papers of the top ten ISMAR (International Symposium on Mixed and Augmented Reality) are also tracking papers. This phenomenon shows that tracking is one of the fundamental enabling technologies for Augmented Reality. Generally, AR trackers need to provide high accuracy, low latency, and robust operations under a wide range of environmental variations. Rolland et al. [35] presented a top-down classification of tracking technologies, described each physical principle and discussed the advantages and limitations of these implementations in detail. Three kinds of tracking techniques are normally utilized in AR systems which are sensor-based tracking, video-based tracking, and hybrid tracking techniques.

Sensor-based tracking As the name suggests, sensor-based techniques are primarily based on physical sensing devices such as magnetic, acoustic, inertial, optical and mechanical sensors. Since special equipment is required to be placed round the users, early tracking techniques are limited within indoor usage. For example, Sutherland tracked the subject through a mechanical device suspended from the ceiling. [11] They named this device as the "Sword of Damocles" who have the ability to send and receive ultrasonic signals to locate the target. Welch et al. from University of North Carolina at Chapel Hill presented a promising novel mathematical method for tracking a user's pose [36]. They achieved a high accuracy by properly assimilating sequential observations, filtering sensor measurements, and by concurrently auto calibrating source and sensor devices.

Video-based tracking The most active area of tracking research in ISMAR with over 80% of past tracking papers described the computer vision methods, which is also known as video-based tracking approach. In computer vision, most of the available tracking techniques can be classified into two types: feature-based approach and model-based approach. The key point of feature-based approach is to find the connections between 2D image features and their corresponding frame coordinates in 3D world. For example, Neumann et al. [37] tracked natural scene features like points and region features automatically and adaptively for direct scene annotation, pose stabilization, and tracking range extension. Lee et al. [38] designed two kinds of interactive markers which are polka dot and color band. Afterwards, pattern recognition algorithms are utilized to detect the markers and an interaction result is generated artificially. Comport et al. [39] analyzed the visual features for model-based tracking and proposed a novel 3D model-based tracking technique using robust virtual visual servoing. Stricker et al. [40] devised an algorithm to track linear feature of landmarks or objects. They only tracked a few sample points which defined a 4-bit bar-code. Through two steps of calibration, they accomplished AR applications in the domains of exterior construction, 3D user interfaces and games.

Hybrid tracking Even though computer vision alone is able to provide a robust tracking solution, the hybrid methods, which combine several tracking technologies for general purposes, is able to work surprisingly well for some specific problems, just like the case in many other research areas. For example, [41] consists of an edge-based tracker for accurate localization, gyroscope measurements to deal with fast motions, measurements of gravity and magnetic field to avoid drift, and a back store of reference frames with online frame selection to re-initialize automatically after dynamic occlusions or failures. Another example is provided by Yokokohji et al. [42]. Their system combines accelerometers and vision-base tracking techniques and demonstrates accurate registration property even during rapid head motion.

4.3. Interactive User Interface

The traditional WIMP (windows, icons, menus and pointings) is no longer applicable in AR systems. Hence new interactive user interfaces have to be designed to support an intuitive and immersive experience in AR systems. There are currently four principal ways of interaction in AR: tangible, collaborative and hybrid.

Tangible Interface Ishii et al. [43] introduced the concept of Tangible Bits, which is the origin of tangible user interfaces (TUIs). In their work, the authors defined the tangible bits as “allowing users to grasp and manipulate bits with every physical objects and architectural surfaces”. In other words, the physical manipulation in tangible user interfaces provide an intuitive way for users to interact with the virtual content directly. For example, Regenbrecht et al. [44] designed a MagicMeeting featuring face-to-face communication, collaborative viewing and 3D-model manipulation. Another example is provided by Lee et al. [45] who applied AR technologies to physical blue foams, entitled Augmented Foam, so as to handle the intangibility problem in computer aided designs (CAD). A notable star in the tangible user interface technologies is the Pinch gloves. It is a remarkable new interactive style using gestures for a wide range of control with 3D simulations. Several AR or VR systems [46-48] based on the Pinch gloves interaction reported to be more flexible and convenient for the users to operate.

Collaborative Interface Before Schmalstieg et al. [49] designed the first applicable collaborative AR interface in 1996, most existing augmented applications are single user setups, or do not exploit the multi-user character of their systems. Billinghurst et al. [50] introduced a similar approach named Share Space for CSCW (computer supported collaborative work) two years later. Ohshima et al. [51] applied the AR technology into the traditional team game air-hockey in which the puck is in a virtual space and thus collaboration between the players become a great challenge. As introduced before, Construct3D [27] is also a typical example in collaborative AR applications. In order to support various scenarios within which teachers and students may interact with each other, they implemented flexible methods for context and user dependent rendering of parts of the construction.

Hybrid Interface A hybrid user interface combines a variety of different, but complementary interfaces. Rekimoto et al. [52] developed a rudiment of the original hybrid AR user surface. Using an interaction technique called hyper-dragging, users can transfer information from one computer to another, by only knowing the physical relationship between them. Other prototypes like EMMIE [53] (Environment Management of Multi-user Information Environments) which combines a variety of different technologies including 3D widgets, tracked displays etc. and VITA [54] (Visual Interaction Tool for Archaeology, an experimental collaborative mixed reality system for offsite visualization of an archaeological dig) etc. are also good example of hybrid user interfaces.

5. Future Trends and Conclusions

As we demonstrate, AR technology is able to bring fundamental changes to a variety of fields and education is an area where this technology could be especially valuable. The seamless interaction between real and virtual environments, the use of a tangible interface metaphor for object manipulation, and the ability to transition smoothly between reality and virtuality [1] make the educational experience supported by Augmented Reality different from other areas. Decades of development in this field have roughly sketched out the future trends of the AR technology. In the following explanation, we summarize several directions that the educational AR technology may be heading to.

Ubiquitous Learning From an educator's perspective, ubiquitous learning is a new educational paradigm made possible by the affordances of digital media[55]. However, in our point of view, ubiquitous learning is a specific practice of the ubiquitous computing where computing services have integrated into the physical world seamlessly. Portable devices made a great contribution to the rising of ubiquitous learning. Modern mobile devices like smartphones, wearable devices (e.g. Google Glass), tablets etc. make it possible for people to get access to the information service wherever they go. Typically, Henrysson et al. [56] presented a conceptual framework for developing Ubiquitous Mobile AR applications named UMAR. The implementation of UMAR enables learners to receive class information without constraints. Furthermore, learners are also able to communicate or collaborate with their instructors and classmate through a face-to-face AR on mobile phones [57].

Immersive Learning Studies have shown that immersion in a digital environment can enhance education in at least three ways: by allowing multiple perspectives, situated learning, and transfer [58]. Immersive experiences can help learners achieve

greater awareness of multiple perspectives of the problem discussed [2]. Furthermore, through the situated learning implicit in AR and VR problem solving environment, learners show an increased ability to apply their knowing into practice.

Collaborative Learning Augmented Reality can also be used to enhance collaborative tasks. It is possible to develop innovative computer interfaces that merge virtual and real worlds to enhance face-to-face and remote collaboration. These AR applications are more similar to natural face-to-face collaboration than to screen based collaboration

In this paper, we have presented a comprehensive survey of the Augmented Reality technologies utilized in the education domain, with analysis of both advantages and disadvantages. We introduced a definition and a brief history of AR followed by a detailed enumeration of the educational AR applications. Even though the AR technology is not new born, it is still at infancy and thus there are many problems to overcome. For example, the creation of 3D models for AR is difficult since significant technical knowledge is required. Nonetheless, advancement in AR will offer more solutions to these difficulties and take ubiquitous, immersive and collaborative learning styles into our lives. We believe that AR will bring more photorealistic experiences and higher-efficiency mode to the learners.

6. References

- [1] M. Billinghurst, "Augmented reality in education," *New Horizons for Learning*, vol. 12, 2002.
- [2] S. C.-Y. Yuen, G. Yaoyuneyong, and E. Johnson, "Augmented Reality: An Overview and Five Directions for AR in Education," *Journal of Educational Technology Development & Exchange*, vol. 4, 2011.
- [3] M. Dunleavy, C. Dede, and R. Mitchell, "Affordances and limitations of immersive participatory augmented reality simulations for teaching and learning," *Journal of Science Education and Technology*, vol. 18, pp. 7-22, 2009.
- [4] M. Kesim and Y. Ozarslan, "Augmented reality in education: current technologies and the potential for education," *Procedia-Social and Behavioral Sciences*, vol. 47, pp. 297-302, 2012.
- [5] L. Kerawalla, R. Luckin, S. Seljeflot, and A. Woolard, "'Making it real': exploring the potential of augmented reality for teaching primary school science," *Virtual Reality*, vol. 10, pp. 163-174, 2006.
- [6] B. E. Shelton and N. R. Hedley, "Using augmented reality for teaching earth-sun relationships to undergraduate geography students," in *Augmented Reality Toolkit, The First IEEE International Workshop*, 2002, p. 8 pp.
- [7] M. Billinghurst and H. Kato, "Collaborative augmented reality," *Communications of the ACM*, vol. 45, pp. 64-70, 2002.
- [8] E. Klopfer and S. Yoon, "Developing games and simulations for today and tomorrow's tech savvy youth," *TechTrends*, vol. 49, pp. 33-41, 2004.
- [9] R. T. Azuma, "A survey of augmented reality," *Presence*, vol. 6, pp. 355-385, 1997.
- [10] H.-K. Wu, S. W.-Y. Lee, H.-Y. Chang, and J.-C. Liang, "Current status, opportunities and challenges of augmented reality in education," *Computers & Education*, vol. 62, pp. 41-49, 2013.
- [11] I. E. Sutherland, "A head-mounted three dimensional display," in *Proceedings of the December 9-11, 1968, fall joint computer conference, part I*, 1968, pp. 757-764.
- [12] M. L. Heilig, "Sensorama simulator," ed: Google Patents, 1962.
- [13] I. E. Sutherland, "Sketch pad a man-machine graphical communication system," in *Proceedings of the SHARE design automation workshop*, 1964, pp. 6.329-6.346.
- [14] S. Mann, "Wearable computing: A first step toward personal imaging," *Computer*, vol. 30, pp. 25-32, 1997.
- [15] M. W. Krueger, T. Gionfriddo, and K. Hinrichsen, "VIDEOPPLACE—an artificial reality," in *ACM SIGCHI Bulletin*, 1985, pp. 35-40.
- [16] L. B. Rosenberg, "Virtual fixtures: Perceptual tools for telerobotic manipulation," in *Virtual Reality Annual International Symposium, 1993., 1993 IEEE*, 1993, pp. 76-82.

- [17] S. Feiner, B. MacIntyre, T. Höllerer, and A. Webster, "A touring machine: Prototyping 3D mobile augmented reality systems for exploring the urban environment," *Personal Technologies*, vol. 1, pp. 208-217, 1997.
- [18] H. Kato and M. Billinghurst, "Marker tracking and hmd calibration for a video-based augmented reality conferencing system," in *Augmented Reality, 1999.(IWAR'99) Proceedings. 2nd IEEE and ACM International Workshop on*, 1999, pp. 85-94.
- [19] B. Thomas, B. Close, J. Donoghue, J. Squires, P. De Bondi, M. Morris, et al., "ARQuake: An outdoor/indoor augmented reality first person application," in *Wearable Computers, The Fourth International Symposium on*, 2000, pp. 139-146.
- [20] <http://www.wiktitude.com/>
- [21] <http://www.google.com/glass/start/>
- [22] P. Milgram and F. Kishino, "A taxonomy of mixed reality visual displays," *IEICE TRANSACTIONS on Information and Systems*, vol. 77, pp. 1321-1329, 1994.
- [23] P. Milgram, H. Takemura, A. Utsumi, and F. Kishino, "Augmented reality: A class of displays on the reality-virtuality continuum," in *Photonics for Industrial Applications*, 1995, pp. 282-292.
- [24] R. Azuma, Y. Baillot, R. Behringer, S. Feiner, S. Julier, and B. MacIntyre, "Recent advances in augmented reality," *Computer Graphics and Applications, IEEE*, vol. 21, pp. 34-47, 2001.
- [25] D. Van Krevelen and R. Poelman, "A survey of augmented reality technologies, applications and limitations," *International Journal of Virtual Reality*, vol. 9, p. 1, 2010.
- [26] M. Billinghurst, H. Kato, and I. Poupyrev, "The magicbook-moving seamlessly between reality and virtuality," *Computer Graphics and Applications, IEEE*, vol. 21, pp. 6-8, 2001.
- [27] H. Kaufmann and D. Schmalstieg, "Mathematics and geometry education with collaborative augmented reality," *Computers & Graphics*, vol. 27, pp. 339-345, 2003.
- [28] N. Taketa, K. Hayashi, H. Kato, and S. Noshida, "Virtual pop-up book based on augmented reality," in *Human Interface and the Management of Information. Interacting in Information Environments*, ed: Springer, 2007, pp. 475-484.
- [29] G. Papagiannakis, S. Schertenleib, B. O'Kennedy, M. Arevalo - Poizat, N. Magnenat - Thalmann, A. Stoddart, et al., "Mixing Virtual and Real scenes in the site of ancient Pompeii," *Computer Animation and Virtual Worlds*, vol. 16, pp. 11-24, 2005.
- [30] R. Wojciechowski, K. Walczak, M. White, and W. Cellary, "Building virtual and augmented reality museum exhibitions," in *Proceedings of the ninth international conference on 3D Web technology*, 2004, pp. 135-144.
- [31] T. Miyashita, P. Meier, T. Tachikawa, S. Orlic, T. Eble, V. Scholz, et al., "An augmented reality museum guide," in *Proceedings of the 7th IEEE/ACM International Symposium on Mixed and Augmented Reality*, 2008, pp. 103-106.
- [32] S. J. Henderson and S. Feiner, "Evaluating the benefits of augmented reality for task localization in maintenance of an armored personnel carrier turret," in *Mixed and Augmented Reality, 2009. ISMAR 2009. 8th IEEE International Symposium on*, 2009, pp. 135-144.
- [33] F. Zhou, H. B.-L. Duh, and M. Billinghurst, "Trends in augmented reality tracking, interaction and display: A review of ten years of ISMAR," in *Proceedings of the 7th IEEE/ACM International Symposium on Mixed and Augmented Reality*, 2008, pp. 193-202.
- [34] Y. Yasumuro, M. Imura, Y. Manabe, O. Oshiro, and K. Chihara, "Projection-based augmented reality with automated shape scanning," in *Electronic Imaging 2005*, 2005, pp. 555-562.
- [35] J. P. Rolland, L. Davis, and Y. Baillot, "A survey of tracking technology for virtual environments," *Fundamentals of wearable computers and augmented reality*, vol. 1, pp. 67-112, 2001.
- [36] G. Welch and G. Bishop, "SCAAT: Incremental tracking with incomplete information," in *Proceedings of the 24th annual conference on Computer graphics and interactive techniques*, 1997, pp. 333-344.
- [37] U. Neumann and S. You, "Natural feature tracking for augmented reality," *Multimedia, IEEE Transactions on*, vol. 1, pp. 53-64, 1999.
- [38] S. H. Lee, J. Choi, and J.-I. Park, "Interactive e-learning system using pattern recognition and augmented reality," *Consumer Electronics, IEEE Transactions on*, vol. 55, pp. 883-890, 2009.
- [39] A. I. Comport, E. Marchand, M. Pressigout, and F. Chaumette, "Real-time markerless tracking for augmented reality: the virtual visual servoing framework," *Visualization and Computer Graphics, IEEE Transactions on*, vol. 12, pp. 615-628, 2006.
- [40] D. Stricker, G. Klinker, and D. Reiners, "A fast and robust line-based optical tracker for augmented reality applications," in *Proceedings of the international workshop on Augmented reality: placing artificial objects in real scenes: placing artificial objects in real scenes*, 1999, pp. 129-145.
- [41] G. Reitmayr and T. W. Drummond, "Going out: robust model-based tracking for outdoor augmented reality," in *Mixed and Augmented Reality, 2006. ISMAR 2006. IEEE/ACM International Symposium on*, 2006, pp. 109-118.

- [42] Y. Yokokohji, Y. Sugawara, and T. Yoshikawa, "Accurate image overlay on video see-through HMDs using vision and accelerometers," in *Virtual Reality, 2000. Proceedings. IEEE*, 2000, pp. 247-254.
- [43] H. Ishii and B. Ullmer, "Tangible bits: towards seamless interfaces between people, bits and atoms," in *Proceedings of the ACM SIGCHI Conference on Human factors in computing systems*, 1997, pp. 234-241.
- [44] H. T. Regenbrecht, M. Wagner, and G. Baratoff, "Magicmeeting: A collaborative tangible augmented reality system," *Virtual Reality*, vol. 6, pp. 151-166, 2002.
- [45] W. Lee and J. Park, "Augmented foam: a tangible augmented reality for product design," in *Mixed and Augmented Reality, 2005. Proceedings. Fourth IEEE and ACM International Symposium on*, 2005, pp. 106-109.
- [46] D. A. Bowman and C. A. Wingrave, "Design and evaluation of menu systems for immersive virtual environments," in *Virtual Reality, 2001. Proceedings. IEEE*, 2001, pp. 149-156.
- [47] D. A. Bowman, C. A. Wingrave, J. Campbell, V. Ly, and C. Rhoton, "Novel uses of Pinch Gloves™ for virtual environment interaction techniques," *Virtual Reality*, vol. 6, pp. 122-129, 2002.
- [48] D. Bowman, C. Wingrave, J. Campbell, and V. Ly, "Using pinch gloves (tm) for both natural and abstract interaction techniques in virtual environments," 2001.
- [49] Z. Szalavári, D. Schmalstieg, A. Fuhrmann, and M. Gervautz, "'Studierstube': An environment for collaboration in augmented reality," *Virtual Reality*, vol. 3, pp. 37-48, 1998.
- [50] M. Billinghurst, S. Weghorst, and T. Furness III, "Shared space: An augmented reality approach for computer supported collaborative work," *Virtual Reality*, vol. 3, pp. 25-36, 1998.
- [51] T. Ohshima, K. Satoh, H. Yamamoto, and H. Tamura, "AR 2 Hockey: A case study of collaborative augmented reality," in *Virtual Reality Annual International Symposium, 1998. Proceedings., IEEE 1998*, 1998, pp. 268-275.
- [52] J. Rekimoto and M. Saitoh, "Augmented surfaces: a spatially continuous work space for hybrid computing environments," in *Proceedings of the SIGCHI conference on Human Factors in Computing Systems*, 1999, pp. 378-385.
- [53] A. Butz, T. Hollerer, S. Feiner, B. MacIntyre, and C. Beshers, "Enveloping users and computers in a collaborative 3D augmented reality," in *Augmented Reality, 1999.(IWAR'99) Proceedings. 2nd IEEE and ACM International Workshop on*, 1999, pp. 35-44.
- [54] H. Benko, E. W. Ishak, and S. Feiner, "Collaborative mixed reality visualization of an archaeological excavation," in *Mixed and Augmented Reality, 2004. ISMAR 2004. Third IEEE and ACM International Symposium on*, 2004, pp. 132-140.
- [55] B. Cope and M. Kalantzis, "Ubiquitous learning: An agenda for educational transformation," *Proceedings of the 6th Networked Learning, Greece*, 2008.
- [56] A. Henrysson and M. Ollila, "UMAR: Ubiquitous mobile augmented reality," in *Proceedings of the 3rd international conference on Mobile and ubiquitous multimedia*, 2004, pp. 41-45.
- [57] A. Henrysson, M. Billinghurst, and M. Ollila, "Face to face collaborative AR on mobile phones," in *Mixed and Augmented Reality, 2005. Proceedings. Fourth IEEE and ACM International Symposium on*, 2005, pp. 80-89.
- [58] C. Dede, "Immersive interfaces for engagement and learning," *science*, vol. 323, pp. 66-69, 2009.